



LAVAZZA

TORINO,
ITALIA, 1895.





LARGE WATER TANK

Capacity of 0,9 L.






3 AUTOMATED LIGHT ALERTS

Empty water tank.
Full capsule drawer.
Descaling required.

2 COFFEE SETTINGS

Pre-dosed and programmable.
Removable cup tray
for a long coffee.

COLOUR RANGE

 Black	LM 200 SMEG BLACK UK 220-240V	CODE 18000450	EAN 8000070042766
 Red	LM 200 SMEG RED UK 220-240V	CODE 18000456	EAN 8000070042834
 Cream	LM 200 SMEG CREAM UK 220-240V	CODE 18000463	EAN 8000070042919

COFFEE SELECTIONS



Espresso 30 (cc)



Long Espresso 60 (cc)

FEATURES

FUNCTIONALITIES

Ejection of used capsules into the drawer

Machine ready time:
< 30 sec

Low-consumption mode:
after 2 mins

Energy Saving:
after 9 mins

EQUIPMENT

Used capsules container capacity:
max 6 capsules

Water tank capacity:
0.9 lt

Adjustable drip tray grid:
2 heights

Removable Components dishwasher proof:
water tank (no lid),
used capsule container,
cup supporting grid,
drop collecting drawer

ALARMS

Empty water tank
Full capsule drawer
Descaling required

TECHNICAL FEATURES

Machine dimensions (l x h x w): 15.7 x 29 x 36.6 cm

Pack dimensions (l x h x w): 21.3 x 36 x 42.7 cm

Machine weight: 4.25 Kg

Material: ABS + metal components

Cable length:
80 cm with UK plug

Voltage:
220-240V / 50/60Hz

Power consumption:
1250 W

DIMENSIONS AND PALLET

Master carton: 1 machine
Master carton dimensions (l x h x w): 23.8 x 39.0 x 44.7 cm

Master carton weight:
5.85 Kg

Pallet:
Standard pallet: 120x80 cm
Number of pieces per layer: 7
Number of layers: 5
Number of pieces per pallet: 35
Pallet weight: 230 Kg



www.lavazza.co.uk

